



A legend in the making, our Echo Tee excels through any workout with its exceptional softness, sueded finish and moisture-wicking power.

- 3.8-ounce, 100% polyester
- Tear-away removable label
- Taped neck
- Set-in sleeves
- Athletic fit

**

CARE INSTRUCTIONS

Machine Wash Cold Gentle Cycle. Do Not Bleach. Do Not Use Softener. Tumble Dry Low. Do Not Iron.



front



back

HOW TO MEASURE










CHEST WIDTH

Measure under the arm and around the fullest part of the chest with arms down, keeping tape horizontal.

SIZE CHART

| | XS | S | M | L | XL | 2XL | 3XL | 4XL |
|-------|-------|-------|-------|-------|-------|-------|-------|-------|
| Chest | 32-34 | 35-37 | 38-40 | 41-43 | 44-46 | 47-49 | 50-53 | 54-57 |

COLOR INFORMATION

| | | | | | | | | | | |
|--|---|---|---|---|---|---|---|---|---|---|
|  |  |  |  |  |  |  |  |  |  |  |
| Athletic Heather PMS 7540C | Black PMS BLACK C | Carolina Blue PMS 646C | Forest Green PMS 553C | Maroon PMS 504C | Purple PMS 7672C | Texas Orange PMS 7584C | True Navy PMS 533C | True Red PMS 200C | True Royal PMS 7687C | White |